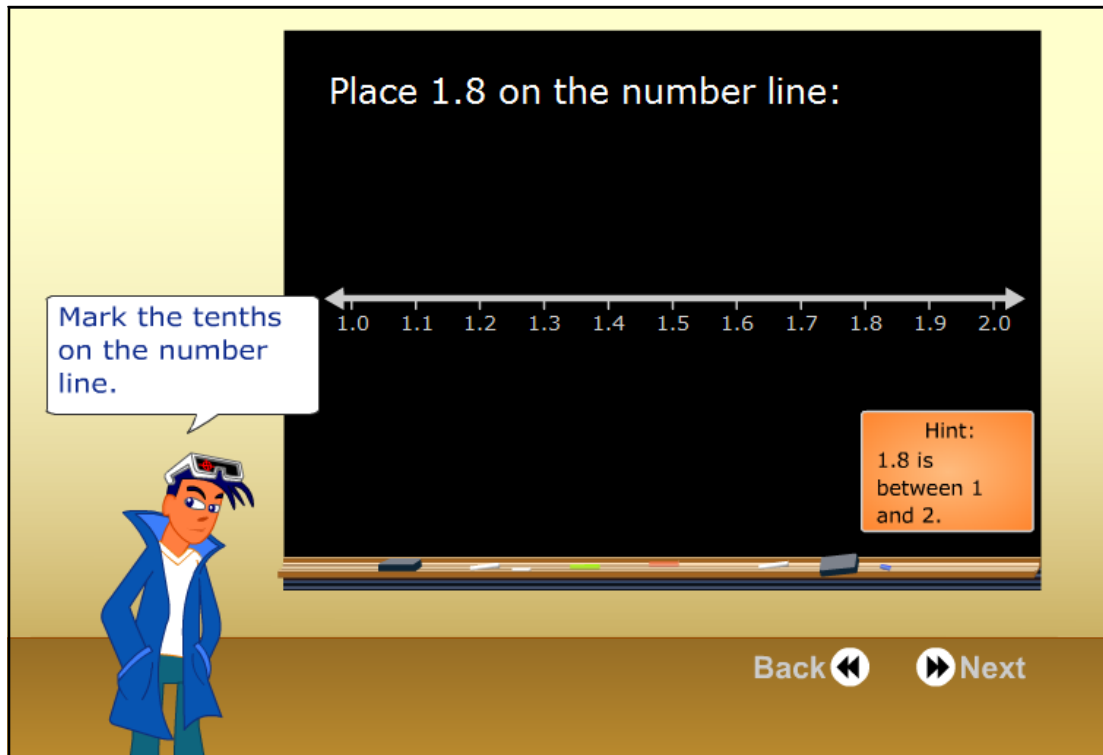


Decimals on the Number Line



Place 1.8 on the number line:

Mark the tenths on the number line.

Hint: 1.8 is between 1 and 2.

Back ◀ ▶ Next

The interface shows a blackboard with a number line from 1.0 to 2.0. A cartoon character in a blue jacket and goggles stands to the left. A speech bubble says 'Mark the tenths on the number line.' A hint box says 'Hint: 1.8 is between 1 and 2.' Navigation buttons for 'Back' and 'Next' are at the bottom right.

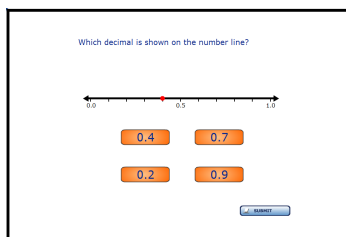
Description

In this activity, students are asked to locate a decimal on a number line. They may choose an answer from four possible options. *This activity is non adaptive.*

Teaching Hints

Ask students to compare this number line to one that uses integers. Start by using the counting method. Later, ask students to use shortcuts by thinking about whether the number will lie towards the left, right or middle of the number line.

Activities



Which decimal is shown on the number line?

0.0 0.5 1.0

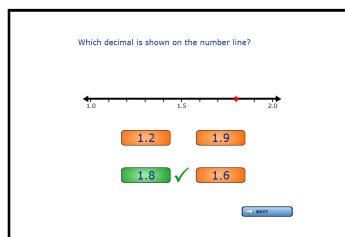
0.4 0.7

0.2 0.9

Submit

The number line ranges from 0.0 to 1.0 with a tick mark at 0.5. A red dot is placed at 0.4.

Example



Which decimal is shown on the number line?

1.0 1.5 2.0

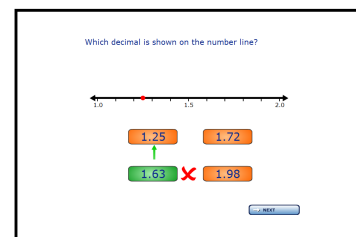
1.2 1.9

1.8 ✓ 1.6

Next

The number line ranges from 1.0 to 2.0 with tick marks at 1.0, 1.5, and 2.0. A red dot is placed at 1.8.

Correct Answer



Which decimal is shown on the number line?

1.0 1.5 2.0

1.25 1.72

1.63 ✗ 1.98

Next

The number line ranges from 1.0 to 2.0 with tick marks at 1.0, 1.5, and 2.0. A red dot is placed at 1.63.

Incorrect Answer